



**OREGON**  
DEPARTMENT OF  
EDUCATION

Oregon achieves... together!

# OREGON AT-A-GLANCE DISTRICT PROFILE

## Scio SD 95

SUPERINTENDENT: Steve Martinelli | 38700 NW Alder, Scio 97374 | 503-394-3261

2020-21

### Students We Serve




**2,547**


Student Enrollment

### DEMOGRAPHICS


#### American Indian/Alaska Native




#### Asian




#### Black/African American




#### Hispanic/Latino



#### Multiracial



#### Native Hawaiian/Pacific Islander



#### White



**<5%**

Ever English  
Learners



**11**

Languages  
Spoken

**12%**

Students  
with  
Disabilities

**29%**

Mobile  
Students

**42%**

Free/  
Reduced  
Price Lunch

\*<10 students or data unavailable

### Special Note

The At-A-Glance School and District profiles tell a story about Oregon's schools and districts. The story is harder to tell this year as the COVID-19 pandemic significantly impacted our schools and the data we collect. As a result, statewide assessment and attendance data cannot be compared to prior years and are not shown here. We have included links to our website where you can view the 2020-21 statewide assessment and attendance data and read a detailed description of how these data were impacted. We're thankful for your partnership as we focus on care, connection and the creation of safe, inclusive and supportive learning environments.

### High School Success

#### Grade 8 MATHEMATICS

Students meeting state grade-level expectations.

For 2020-21 Mathematics data please visit:

[www.oregon.gov/ode/schools-and-districts/reportcards/reportcards/Pages/Statewide-Assessment-Results-2021.aspx](http://www.oregon.gov/ode/schools-and-districts/reportcards/reportcards/Pages/Statewide-Assessment-Results-2021.aspx)

### Start Strong

#### Grades K-2 REGULAR ATTENDERS

Students who attended more than 90% of their enrolled school days.

For 2020-21 Regular Attenders data please visit:

[www.oregon.gov/ode/schools-and-districts/reportcards/reportcards/Pages/Regular-Attenders-2021.aspx](http://www.oregon.gov/ode/schools-and-districts/reportcards/reportcards/Pages/Regular-Attenders-2021.aspx)

#### Grade 3 ENGLISH LANGUAGE ARTS

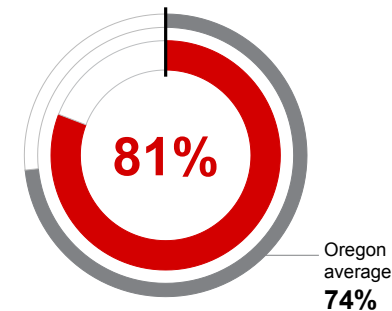
Students meeting state grade-level expectations.

For 2020-21 English Language Arts data please visit:

[www.oregon.gov/ode/schools-and-districts/reportcards/reportcards/Pages/Statewide-Assessment-Results-2021.aspx](http://www.oregon.gov/ode/schools-and-districts/reportcards/reportcards/Pages/Statewide-Assessment-Results-2021.aspx)

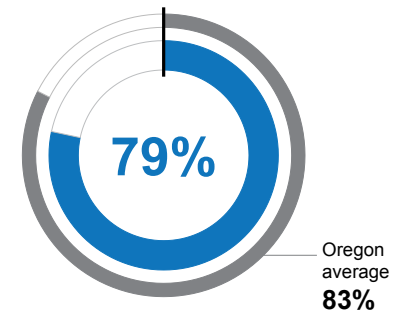
#### Grade 9 ON-TRACK TO GRADUATE

Students earning one-quarter of graduation credits in their 9th grade year.



#### Grade 12 ON-TIME GRADUATION

Students earning a diploma within four years. Cohort includes students who were first-time ninth graders in 2016-17 graduating in 2019-20.



### District Goals

The mission of Scio School District is to work with our community in partnership to educate, inspire and develop students to be capable caring adults equipped to create their own future.

### State Goals

The Oregon Department of Education is partnering with school districts and local communities to ensure a 90% on-time, four year graduation rate by 2025. To progress toward this goal, the state will prioritize efforts to improve attendance, provide a well-rounded education, invest in implementing culturally responsive practices, and promote continuous improvement to close opportunity and achievement gaps for historically and currently underserved students.



**OREGON**  
**DEPARTMENT OF**  
**EDUCATION**

*Oregon achieves... together!*

# OREGON AT-A-GLANCE DISTRICT PROFILE CONTINUED

## Scio SD 95

### Outcomes

2020-21

#### Our Staff (rounded FTE)



**11**

Administrators



**96**

Teachers



**13**

Educational assistants



**5**

Counselors



**0**

Licensed Librarians



**4**

Psychologists



**75%**

% of licensed teachers with more than 3 years of experience

#### Grades K-2 REGULAR ATTENDERS

American Indian/Alaska Native	
Asian	
Black/African American	
Hispanic/Latino	
Multiracial	
Native Hawaiian/Pacific Islander	
White	
Free/Reduced Price Lunch	
Ever English Learner	
Students with Disabilities	
Migrant	
Homeless	
Talented and Gifted	
Female	
Male	
Non-Binary	

#### Grade 3 ENGLISH LANGUAGE ARTS


#### Grade 8 MATHEMATICS

American Indian/Alaska Native	
Asian	
Black/African American	
Hispanic/Latino	
Multiracial	
Native Hawaiian/Pacific Islander	
White	
Free/Reduced Price Lunch	
Ever English Learner	
Students with Disabilities	
Migrant	
Homeless	
Talented and Gifted	
Female	
Male	
Non-Binary	

#### Grade 9 ON-TRACK TO GRADUATE

<10 students or data unavailable	
<10 students or data unavailable	
<10 students or data unavailable	
77%	
81%	
<10 students or data unavailable	
82%	
82%	
<10 students or data unavailable	
79%	
<10 students or data unavailable	
<10 students or data unavailable	
<10 students or data unavailable	
83%	
79%	
<10 students or data unavailable	

#### Grade 12 ON-TIME GRADUATION

<10 students or data unavailable	
<10 students or data unavailable	
<10 students or data unavailable	
<10 students or data unavailable	
<10 students or data unavailable	
77%	
74%	
<10 students or data unavailable	
61%	
<10 students or data unavailable	
<10 students or data unavailable	
<10 students or data unavailable	
81%	
77%	
Coming in 2022-23	