

FROM THE PRINCIPAL

Dear Parents and Community Members,

This redesigned school report card provided by the Oregon Department of Education offers a comprehensive view of Scio Middle School. We are rated at level 3 which means we are in the average range middle schools in the state. Our academic program continues to be focused on implementing the Common Core Standards. In doing so, our writing emphasis across all content areas is a must and we will implement strategies to ensure that our students have foundational math skills.

Our goal and mission is to prepare our young people for high school in order to have the skills needed to prep for the real world and college readiness. We have excellent teachers who

care about the students and will work to see all of their students succeed. As a parent or guardian you can help by checking student's homework and providing a place and time for your son or daughter to work at home. Also, attend parent conferences and stay informed by looking on line at your son/daughters Progress.

Thank you,

Principal | Sean Aker

SCHOOL PROFILE

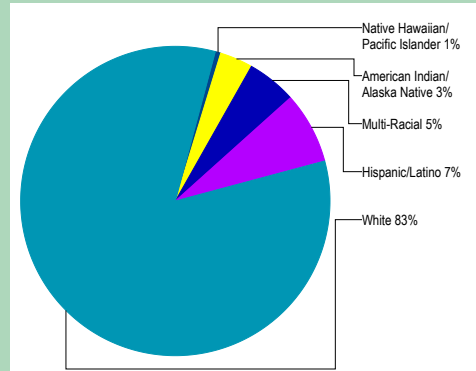
Enrollment 2013-14	174
Change from previous year	+4.2%
Students attending 90% or more of enrolled days	80.2%

Select Demographics 2013-14

English Learners	*
<i>Students who have ever been eligible for or participated in a program to acquire academic English.</i>	
Economically disadvantaged	48%
Students with disabilities	16%
Number of different languages spoken:	2

Note: a "*" is displayed when the data must be suppressed to protect student confidentiality.

STUDENTS

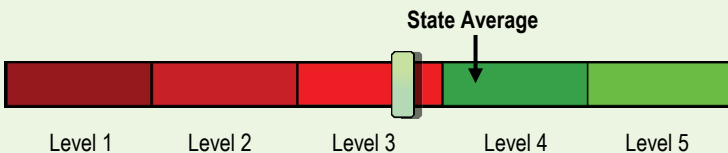


OVERALL STATE RATING

HOW ARE STUDENTS AT THIS SCHOOL PERFORMING COMPARED TO THOSE AT OTHER SCHOOLS?

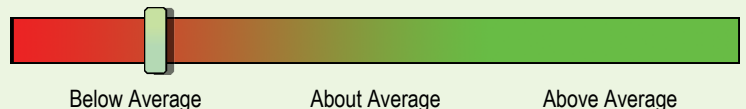
The overall state rating is intended to summarize this school's particular successes and challenges. It is based on a combination of up to five factors. Three of these factors come from standardized test scores in reading and math: student achievement, student growth, and the growth of underserved subgroups. Please be aware that this rating is based mainly on high-stakes testing and accordingly, represents a limited view of student performance. Other aspects of this report card are designed to put this rating in the proper context.

Compared to all schools statewide in 2013-14, this school is rated as Level 3.



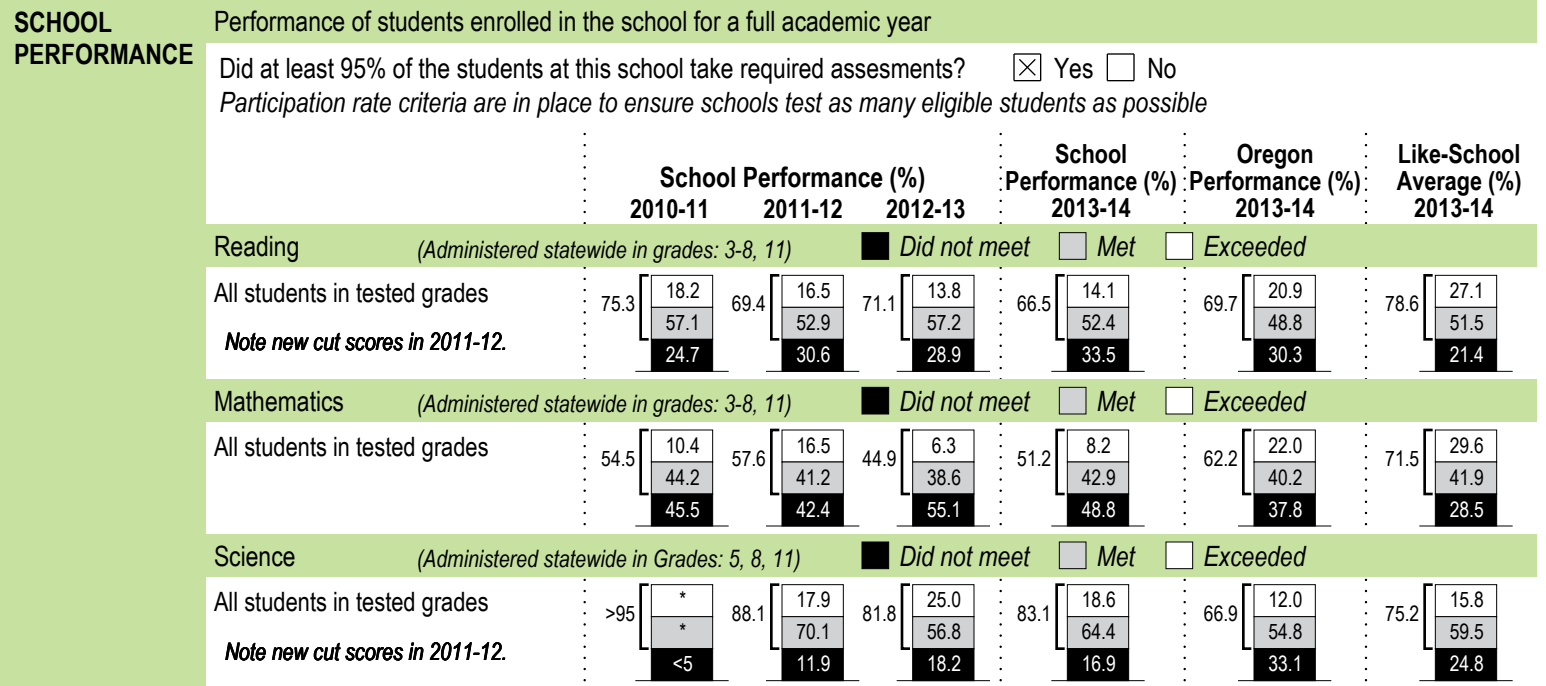
- Level 1** = Falls into the bottom 5% of schools
- Level 2** = Falls between 5% and 15% of schools
- Level 3** = Falls between 15% and 44% of schools
- Level 4** = Falls between 44% and 90% of schools
- Level 5** = Falls into the top 10% of schools

Compared to middle schools with similar student demographics in 2013-14, this school's rating is below average.



- Below average** = Falls into the bottom third of comparison schools
- About average** = Falls into the middle third of comparison schools
- Above average** = Falls into the top third of comparison schools

PROGRESS ARE STUDENTS MAKING ADEQUATE GAINS OVER TIME?



Visit www.ode.state.or.us/go/data for additional assessment results.

Note: a "*" is displayed when data are unavailable or to protect student confidentiality.

OUTCOMES FOR KEY STUDENT GROUPS AT THIS SCHOOL COMPARED TO THE SAME GROUPS STATEWIDE

STUDENT GROUP OUTCOMES	School Performance (%)	Oregon Performance (%)	School Compared to OR Average	School Performance (%)	Oregon Performance (%)	School Compared to OR Average	School Performance (%)	Oregon Performance (%)	School Compared to OR Average		
	Economically Disadvantaged				American Indian/Alaska Native			Native Hawaiian/Pacific Islander			
Reading	58.0	57.8	+0.2	Reading	33.3	54.9	-21.6	Reading	*	55.6	*
Mathematics	46.9	49.5	-2.6	Mathematics	16.7	45.6	-28.9	Mathematics	*	52.4	*
Science	81.3	54.6	+26.7	Science	*	54.0	*	Science	*	48.4	*
English Learners				Asian				White			
Reading	*	47.7	*	Reading	*	79.8	*	Reading	66.9	75.8	-8.9
Mathematics	*	46.5	*	Mathematics	*	81.3	*	Mathematics	53.5	67.3	-13.8
Science	*	40.5	*	Science	*	74.8	*	Science	84.9	74.5	+10.4
Students with Disabilities				Black/African American				Female			
Reading	50.0	30.5	+19.5	Reading	*	50.5	*	Reading	69.6	73.7	-4.1
Mathematics	29.2	22.3	+6.9	Mathematics	*	39.1	*	Mathematics	47.8	63.7	-15.9
Science	*	36.7	*	Science	*	39.1	*	Science	75.0	64.9	+10.1
Migrant				Hispanic/Latino				Male			
Reading	*	42.5	*	Reading	69.2	52.4	+16.8	Reading	64.4	65.9	-1.5
Mathematics	*	41.2	*	Mathematics	46.2	47.0	-0.8	Mathematics	53.5	60.7	-7.2
Science	*	33.2	*	Science	*	45.9	*	Science	88.6	68.8	+19.8
Talented and Gifted				Multi-Racial							
Reading	*	98.5	*	Reading	75.0	73.6	+1.4				
Mathematics	*	98.2	*	Mathematics	37.5	64.5	-27.0				
Science	*	98.1	*	Science	*	70.5	*				

Note: a "*" is displayed when data are unavailable or to protect student confidentiality.

CURRICULUM & LEARNING ENVIRONMENT WHAT IS THIS SCHOOL DOING TO IMPROVE STUDENT LEARNING AND TO PREPARE STUDENTS FOR THE FUTURE?

SCHOOL READINESS

Daily Breakfast Program
Resource counseling for academic, emotional and behavior issues
Meets National PE requirements
6th Grade Transition week
6th Grade Parent Night
Back to School Night and Open House

ACADEMIC SUPPORT

Study Skills
Silent Sustained Reading
Basic Skills/Life Skills for students with disabilities
10th Period after school support program

ACADEMIC ENRICHMENT

Exploring Math
Journalism
Current Events
Music/Band

CAREER & TECHNICAL EDUCATION

General Agriculture
Journalism
Exploring Math

EXTRA-CURRICULAR ACTIVITIES/ AFTER SCHOOL PROGRAMS

Sports offered in Fall, Winter, and Spring
Pentagames

Data and information in the Curriculum and Learning Environment section was provided by local schools and districts and was not verified by the Oregon Department of Education.