

FROM THE PRINCIPAL

Dear Parents and Community Members,

This redesigned school report card provided by the Oregon Department of Education offers a comprehensive view of Scio Middle School. We are rated at level 4 which means we are slightly above average middle schools in the state. Our academic program continues to be focused on implementing the Common Core Standards. In doing so, our writing emphasis across all content areas is a must and we will implement strategies to ensure that our students have foundational math skills.

Our goal or mission is to prepare our young people for high school in order to have the skills needed to prep for the real world and college readiness. We have excellent teachers who care about the students and will work to see all of their students succeed. As

a parent or guardian you can help by checking student's homework and providing a place and time for your son or daughter to work at home. Also attend parent conferences and stay informed by looking on line at your son/daughters progress

Thank you,

Principal | Sean Aker

SCHOOL PROFILE

| | |
|---|-------|
| Enrollment 2012-13 | 167 |
| Change from previous year | -5.1% |
| Students attending 90% or more of enrolled days | 85% |

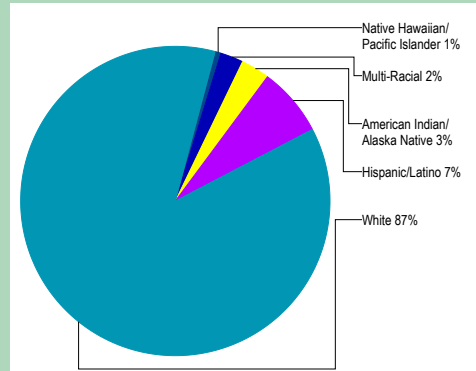
| | |
|---|---|
| Select Demographics 2012-13 | |
| English Learners | * |
| <i>Students who have ever been eligible for or participated in a program to acquire academic English.</i> | |

| | |
|----------------------------|-----|
| Economically disadvantaged | 63% |
| Students with disabilities | 15% |

Number of different languages spoken: 2

Note: a "" is displayed when the data must be suppressed to protect student confidentiality.*

STUDENTS

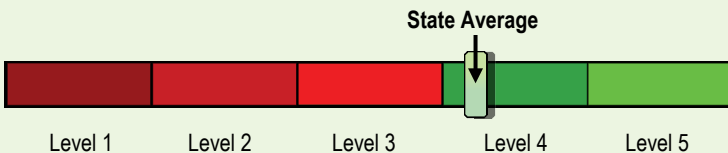


OVERALL STATE RATING

HOW ARE STUDENTS AT THIS SCHOOL PERFORMING COMPARED TO THOSE AT OTHER SCHOOLS?

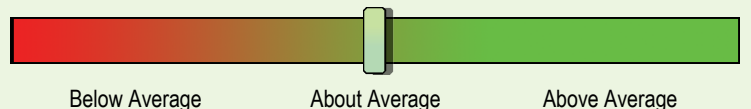
The overall state rating is intended to summarize this school's particular successes and challenges. It is based on a combination of up to five factors. Three of these factors come from standardized test scores in reading and math: student achievement, student growth, and the growth of underserved subgroups. Please be aware that this rating is based mainly on high-stakes testing and accordingly, represents a limited view of student performance. Other aspects of this report card are designed to put this rating in the proper context.

Compared to all schools statewide in 2012-13, this school is rated as Level 4.



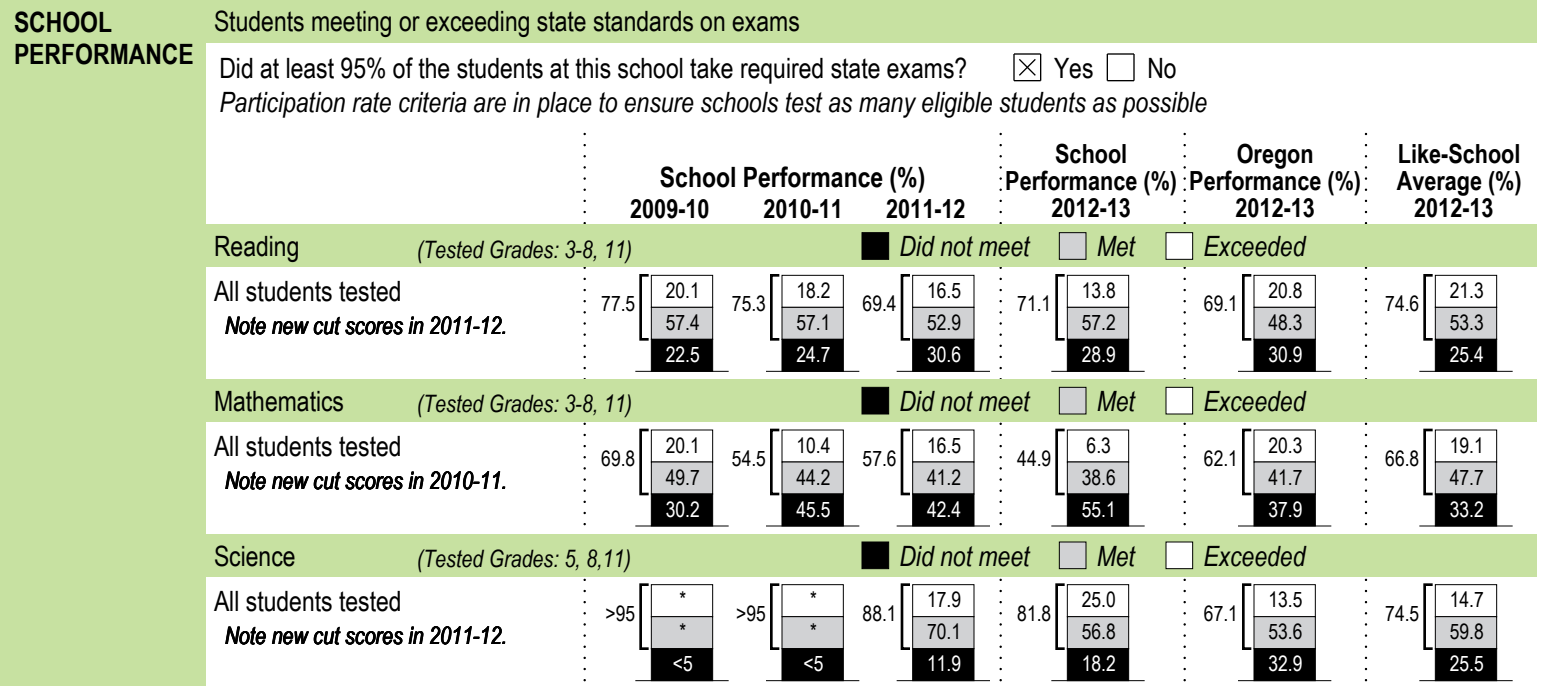
- Level 1** = Falls into the bottom 5% of schools
- Level 2** = Falls between 5% and 15% of schools
- Level 3** = Falls between 15% and 44% of schools
- Level 4** = Falls between 44% and 90% of schools
- Level 5** = Falls into the top 10% of schools

Compared to middle schools with similar student demographics in 2012-13, this school's rating is about average.



- Below average** = Falls into the bottom third of comparison schools
- About average** = Falls into the middle third of comparison schools
- Above average** = Falls into the top third of comparison schools

PROGRESS ARE STUDENTS MAKING ADEQUATE GAINS OVER TIME?



Visit www.ode.state.or.us/go/data for additional state exam results.

Note: a "*" is displayed when data are unavailable or to protect student confidentiality.

OUTCOMES FOR KEY STUDENT GROUPS AT THIS SCHOOL COMPARED TO THE SAME GROUPS STATEWIDE

| STUDENT GROUP OUTCOMES | School Performance (%) | Oregon Performance (%) | School Compared to OR Average | School Performance (%) | Oregon Performance (%) | School Compared to OR Average | School Performance (%) | Oregon Performance (%) | School Compared to OR Average | | |
|-----------------------------------|------------------------|------------------------|-------------------------------|-------------------------------|--------------------------------------|-------------------------------|------------------------|---|-------------------------------|------|-------|
| | All Students | | | | American Indian/Alaska Native | | | Native Hawaiian/Pacific Islander | | | |
| Reading | 71.1 | 69.1 | +2.0 | Reading | * | 55.7 | * | Reading | * | 52.5 | * |
| Mathematics | 44.9 | 62.1 | -17.2 | Mathematics | * | 46.2 | * | Mathematics | * | 51.6 | * |
| Science | 81.8 | 67.1 | +14.7 | Science | * | 54.9 | * | Science | * | 43.6 | * |
| Economically Disadvantaged | | | | Asian | | | White | | | | |
| Reading | 68.9 | 57.5 | +11.4 | Reading | * | 78.4 | * | Reading | 68.3 | 75.4 | -7.1 |
| Mathematics | 40.2 | 50.0 | -9.8 | Mathematics | * | 80.7 | * | Mathematics | 44.9 | 67.1 | -22.2 |
| Science | 82.6 | 55.0 | +27.6 | Science | * | 74.1 | * | Science | 81.0 | 74.4 | +6.6 |
| English Learners | | | | Black/African American | | | Female | | | | |
| Reading | * | 45.3 | * | Reading | * | 50.2 | * | Reading | 75.7 | 72.9 | +2.8 |
| Mathematics | * | 45.2 | * | Mathematics | * | 40.1 | * | Mathematics | 43.2 | 63.3 | -20.1 |
| Science | * | 38.6 | * | Science | * | 38.8 | * | Science | 82.6 | 64.4 | +18.2 |
| Students with Disabilities | | | | Hispanic/Latino | | | Male | | | | |
| Reading | 50.0 | 31.5 | +18.5 | Reading | 81.8 | 50.9 | +30.9 | Reading | 67.1 | 65.5 | +1.6 |
| Mathematics | 20.8 | 23.4 | -2.6 | Mathematics | 54.5 | 46.7 | +7.8 | Mathematics | 46.4 | 60.9 | -14.5 |
| Science | 66.7 | 37.0 | +29.7 | Science | * | 45.7 | * | Science | 81.0 | 69.6 | +11.4 |
| Talented and Gifted | | | | Multi-Racial | | | | | | | |
| Reading | * | 98.6 | * | Reading | * | 73.2 | * | <div style="border: 1px solid black; padding: 5px;"> Note: a "*" is displayed when data are unavailable or to protect student confidentiality. </div> | | | |
| Mathematics | * | 98.3 | * | Mathematics | * | 65.1 | * | | | | |
| Science | * | 98.2 | * | Science | * | 72.7 | * | | | | |



Scio Middle School

38875 NW First Ave
Scio, OR 97374-9502, (503) 394-3271
www.scio.k12.or.us/sms

DISTRICT Scio SD 95
SUPERINTENDENT Gary Tempel
PRINCIPAL Sean Aker
GRADES SERVED 6-8

For more report card measures
including detailed demographic
information visit
www.ode.state.or.us/go/SchoolRC

CURRICULUM & LEARNING ENVIRONMENT WHAT IS THIS SCHOOL DOING TO IMPROVE STUDENT LEARNING AND TO PREPARE STUDENTS FOR THE FUTURE?

SCHOOL READINESS

- Daily Breakfast Program
- Resource counseling for academic, emotional and behavior issues
- Meets National PE requirements
- 6th Grade Transition week
- 6th Grade Parent Night
- Back to School Night and Open House

ACADEMIC SUPPORT

- Study Skills
- Silent Sustained Reading
- Basic Skills/Life Skills for students with disabilities
- 10th Period after school support program

ACADEMIC ENRICHMENT

WORLD LANGUAGE COURSES

- Exploring Math
- Journalism

SPECIAL PROGRAMS

- Study Buddies
- Teacher Aids

CAREER & TECHNICAL EDUCATION

- General Agriculture
- Journalism

EXTRACURRICULAR ACTIVITIES

- Sports offered in Fall, Winter, and Spring
- Pentagames

Data and information in the Curriculum and Learning Environment section was provided by local schools and districts and was not verified by the Oregon Department of Education.