

## FROM THE PRINCIPAL

Dear Parents and Community Members,

Scio Schools have a history of excellence. Our teachers and staff work diligently to reach every child with research based teaching methods. We have numerous programs in place to support students who have fallen behind in reading and math.

Unfortunately, with all our efforts, in the 2012-2013 school year Centennial Elementary School received an Overall State Rating below average for all elementary schools in Oregon. That means that our students are performing below what the majority of schools in the state have achieved.

To improve these scores, our staff has implemented several initiatives that will help improve the quality of instruction. New

curriculum in math begins this year, teachers are observing one another's work to give and receive new ideas and improve skills, and we plan to continue our after school program to support struggling students. We promise to deliver an increasingly excellent education to the children and families of this community.

Please be in touch with any questions, concerns, or ideas that can support our school.

Thank you,

Principal | Luke Zedwick

## SCHOOL PROFILE

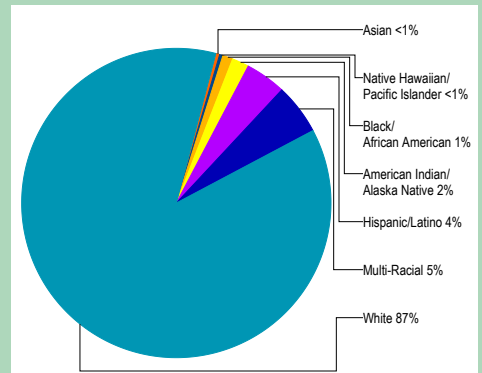
Enrollment 2012-13	283
K-3	188
4-5	95
Change from previous year	+0.7%
Students attending 90% or more of enrolled days	77%
.....	
Average elementary class size	23.5
Change from previous year	+0.0

### Select Demographics 2012-13

English Learners	*
<i>Students who have ever been eligible for or participated in a program to acquire academic English.</i>	
Economically disadvantaged	54%
Students with disabilities	13%
.....	
Number of different languages spoken:	2

Note: a "\*" is displayed when the data must be suppressed to protect student confidentiality.

## STUDENTS

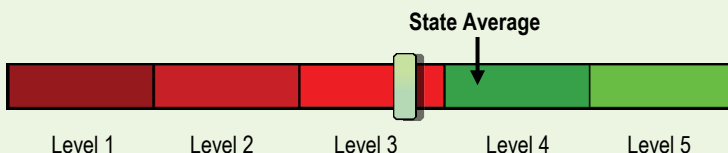


## OVERALL STATE RATING

HOW ARE STUDENTS AT THIS SCHOOL PERFORMING COMPARED TO THOSE AT OTHER SCHOOLS?

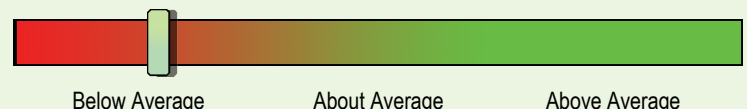
The overall state rating is intended to summarize this school's particular successes and challenges. It is based on a combination of up to five factors. Three of these factors come from standardized test scores in reading and math: student achievement, student growth, and the growth of underserved subgroups. Please be aware that this rating is based mainly on high-stakes testing and accordingly, represents a limited view of student performance. Other aspects of this report card are designed to put this rating in the proper context.

Compared to all schools statewide in 2012-13, this school is rated as Level 3.



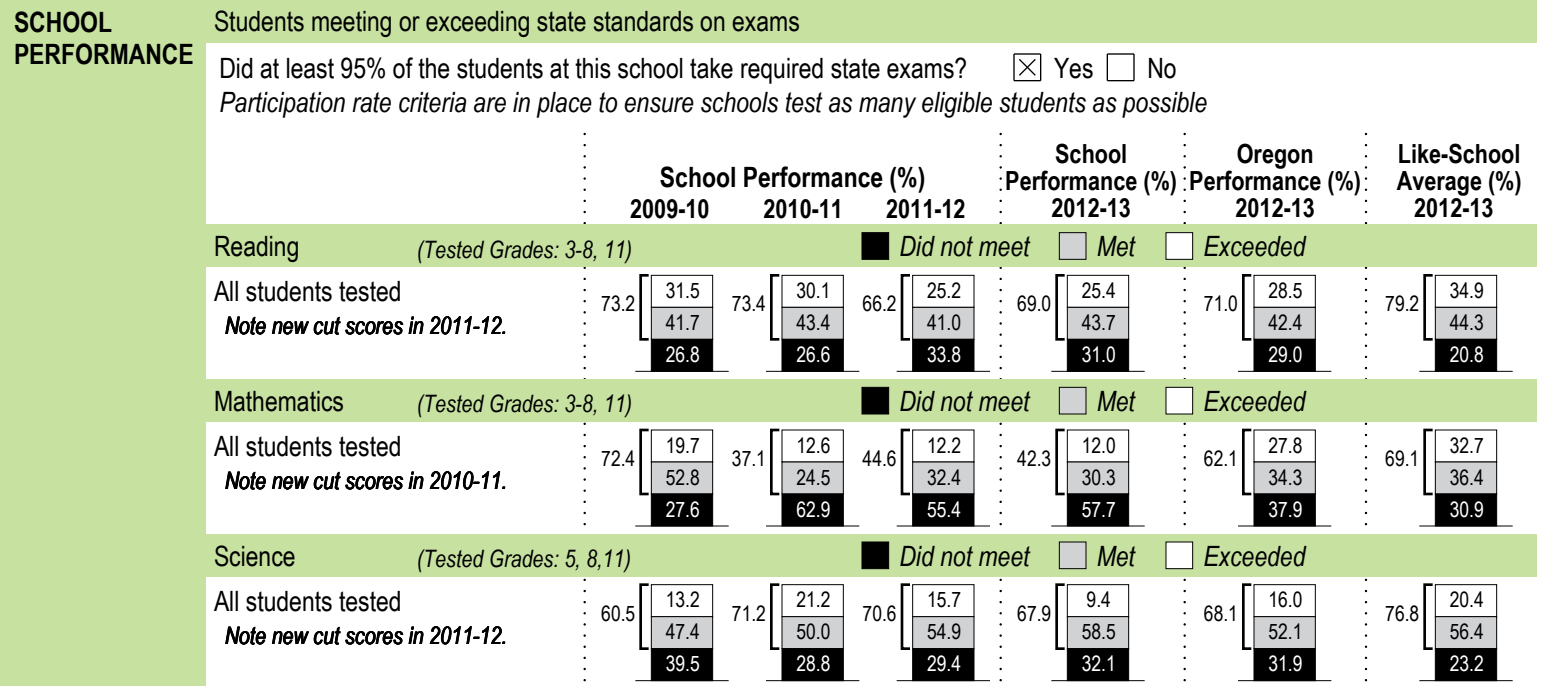
- Level 1** = Falls into the bottom 5% of schools
- Level 2** = Falls between 5% and 15% of schools
- Level 3** = Falls between 15% and 44% of schools
- Level 4** = Falls between 44% and 90% of schools
- Level 5** = Falls into the top 10% of schools

Compared to elementary schools with similar student demographics in 2012-13, this school's rating is below average.



- Below average** = Falls into the bottom third of comparison schools
- About average** = Falls into the middle third of comparison schools
- Above average** = Falls into the top third of comparison schools

**PROGRESS** ARE STUDENTS MAKING ADEQUATE GAINS OVER TIME?



Visit [www.ode.state.or.us/go/data](http://www.ode.state.or.us/go/data) for additional state exam results.

Note: a "\*" is displayed when data are unavailable or to protect student confidentiality.

**OUTCOMES** FOR KEY STUDENT GROUPS AT THIS SCHOOL COMPARED TO THE SAME GROUPS STATEWIDE

STUDENT GROUP OUTCOMES	School Performance (%)	Oregon Performance (%)	School Compared to OR Average	School Performance (%)	Oregon Performance (%)	School Compared to OR Average	School Performance (%)	Oregon Performance (%)	School Compared to OR Average		
	<b>All Students</b>	69.0	71.0	-2.0	<b>American Indian/Alaska Native</b>			<b>Native Hawaiian/Pacific Islander</b>			
Reading	69.0	71.0	-2.0	Reading	*	57.4	*	Reading	*	59.1	*
Mathematics	42.3	62.1	-19.8	Mathematics	*	47.3	*	Mathematics	*	46.5	*
Science	67.9	68.1	-0.2	Science	*	53.2	*	Science	*	49.4	*
<b>Economically Disadvantaged</b>	60.8	60.2	+0.6	<b>Asian</b>			<b>White</b>				
Reading	60.8	60.2	+0.6	Reading	*	79.5	*	Reading	71.3	77.7	-6.4
Mathematics	28.4	50.3	-21.9	Mathematics	*	79.7	*	Mathematics	45.1	68.0	-22.9
Science	61.3	55.5	+5.8	Science	*	74.9	*	Science	72.1	76.5	-4.4
<b>English Learners</b>	*	46.5	*	<b>Black/African American</b>			<b>Female</b>				
Reading	*	46.5	*	Reading	*	55.2	*	Reading	65.1	73.2	-8.1
Mathematics	*	43.3	*	Mathematics	*	42.5	*	Mathematics	41.3	61.5	-20.2
Science	*	39.6	*	Science	*	47.9	*	Science	72.2	65.9	+6.3
<b>Students with Disabilities</b>	33.3	43.0	-9.7	<b>Hispanic/Latino</b>			<b>Male</b>				
Reading	33.3	43.0	-9.7	Reading	*	52.1	*	Reading	72.2	68.8	+3.4
Mathematics	16.7	33.7	-17.0	Mathematics	*	45.2	*	Mathematics	43.0	62.7	-19.7
Science	50.0	42.9	+7.1	Science	*	45.3	*	Science	65.7	70.3	-4.6
<b>Talented and Gifted</b>	*	98.5	*	<b>Multi-Racial</b>							
Reading	*	98.5	*	Reading	44.4	76.0	-31.6				
Mathematics	*	98.1	*	Mathematics	11.1	65.8	-54.7				
Science	*	98.0	*	Science	*	73.5	*				

Note: a "\*" is displayed when data are unavailable or to protect student confidentiality.



# Centennial Elementary School

38875 NW First Ave  
Scio, OR 97374-9502, (503) 394-3265  
<http://www.scio.k12.or.us/centennial/index.html>

**DISTRICT** Scio SD 95  
**SUPERINTENDENT** Gary Tempel  
**PRINCIPAL** Luke Zedwick  
**GRADES SERVED** K-5

**For more report card measures**  
including detailed demographic  
information visit  
[www.ode.state.or.us/go/SchoolRC](http://www.ode.state.or.us/go/SchoolRC)

## CURRICULUM & LEARNING ENVIRONMENT WHAT IS THIS SCHOOL DOING TO IMPROVE STUDENT LEARNING AND TO PREPARE STUDENTS FOR THE FUTURE?

### SCHOOL READINESS

- Preschool Parent Academy
- Spring Kindergarten Round-up
- Summer Reading Fest

### ACADEMIC SUPPORT

- After School Program
- Reading Intervention Specialist
- Math Intervention Specialist

### ACADEMIC ENRICHMENT

- 2nd Grade Zoo Trip
- 3rd Grade Aquarium Trip
- 4th Grade Capitol Visit
- 5th Grade Junior Achievement Biztown

### EXTRACURRICULAR ACTIVITIES

- Welcome Back BBQ
- Winter Concert
- Spring Concert
- Fifth Grade Track

*Data and information in the Curriculum and Learning Environment section was provided by local schools and districts and was not verified by the Oregon Department of Education.*